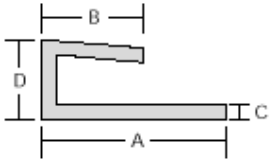
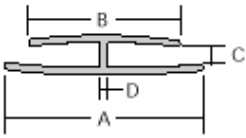
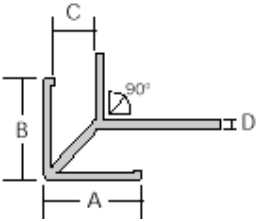


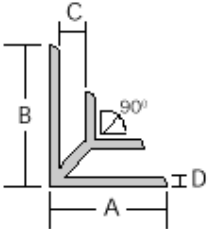
TECH PLAS EXTRUSIONS PRODUCT CATALOGUE

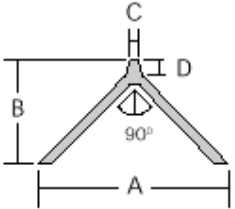
CAP MOULDS					
PRODUCT	Ref #	DIMENSIONS in mm			
		A	B	C	D
	TP 407	20.0	13.0	1.0	5.5
	TP 352	15.5	8.2	1.0	9.0
	TP 99	24.5	8.3	1.0	11.5
	TP 355	19.0	8.7	1.0	12.0
	TP 100A	22.0	10.6	1.0	11.0
	TP 101	22.0	15.3	1.0	11.0
	TP 358	23.0	19.9	1.0	12.1
	TP 122	22.0	18.3	1.0	11.0
	TP 120	22.0	19.3	1.6	12.0
	TP 357	24.8	22.2	1.2	12.5

STRAIGHT JOINT EXTRUSIONS

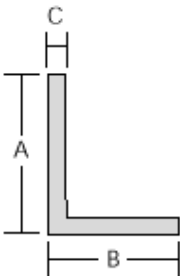

PRODUCT	Ref #	DIMENSIONS in mm			
		A	B	C	D
	TP 477	25.0	20.0	1.0	0.8
	TP 376	24.0	16.0	5.2	1.1
	TP 478	25.5	16.8	4.3	0.9
	TP 48	28.0	21.0	5.3	0.9
	TP 141	24.5	16.0	6.5	0.9
	TP 356	50.0	28.0	7.2	1.0
	TP 370	47.0	37.0	6.5	1.3
	TP 346	37.5	18.0	7.0	1.3
	TP 142	31.0	22.0	10.0	1.0
	TP 328	30.0	30.0	12.0	1.2
	TP 334	30.0	30.0	15.0	1.2
	TP 112	40.0	20.0	18.0	1.8

EXTERNAL ANGLES					
PRODUCT	Ref #	DIMENSIONS in mm			
		A	B	C	D
	TP 361	12.0	12.0	5.3	1.0
	TP 394	18.0	18.0	7.0	1.0
	TP 490	21.0	21.0	10.0	1.0

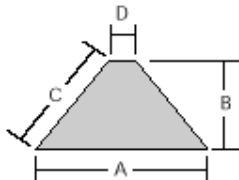
INTERNAL ANGLES					
PRODUCT	Ref #	DIMENSIONS in mm			
		A	B	C	D
	TP 362	18.0	25.0	5.3	1.3
	TP 395	26.0	32.0	7.0	1.0
	TP 489	39.0	39.0	10.0	1.0

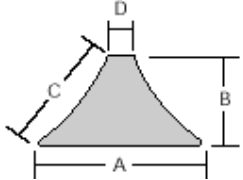
PERFORATED ANGLES					
PRODUCT	Ref #	DIMENSIONS in mm			
		A	B	C	D
	TP 426	43.0	32.0	2.5	2.5
	TP 127	48.0	28.1	1.0	3.2
	TP 127A	48.0	30.7	1.0	5.8

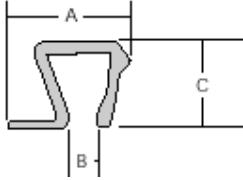
ANGLES - SQUARE ENDED

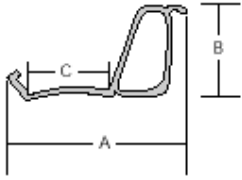
PRODUCT	Ref #	DIMENSIONS in mm			
		A	B	C	
	TP 491	12.0	10.0	3.0	
	TP 12	12.0	12.0	1.0	
	TP 307	12.0	12.0	1.5	
	TP 449	12.0	12.0	2.0	
	TP 331	19.0	13.0	1.5	
	TP 322	19.0	19.0	2.0	
	TP 3	25.0	25.0	1.0	
	TP138	25.0	25.0	2.0	
	TP 343	45.0	45.0	4.0	
	TP 15	50.0	50.0	6.0	
	TP 377	75.0	50.0	1.0	
		TP 94	20.0	20.0	1.0
		TP 95	40.0	20.0	1.0

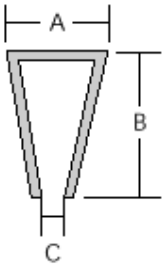
FILLET

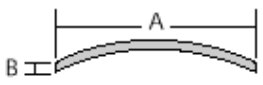
PRODUCT	Ref #	DIMENSIONS in mm			
		A	B	C	D
	TP 194	23.0	11.0	16.5	3.0

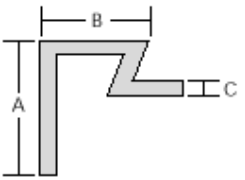
DANLEY FILLET					
PRODUCT	Ref #	DIMENSIONS in mm			
		A	B	C	D
	TP 440	23.8	25.0	10.5	3.0

REGLET A					
PRODUCT	Ref #	DIMENSIONS in mm			
		A	B	C	D
	TP 188	29.5	8.5	21.0	

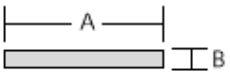
REGLET B					
PRODUCT	Ref #	DIMENSIONS in mm			
		A	B	C	D
	TP 198	47.0	22.5	22.0	

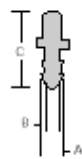
BINDER BARS				
PRODUCT	Ref #	DIMENSIONS in mm		
		A	B	C
				
	TP 197	6.0	16.3	1.0
	TP 197A	6.0	16.3	2.5
	TP 17	10.0	15.5	0.0
	TP 196	15.2	16.2	0.0
	TP 350	9.0	11.8	1.0
	TP 350A	7.9	9.3	1.0

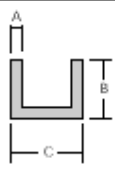
SPINE REINFORCER			
PRODUCT	Ref #	DIMENSIONS in mm	
		A	B
			
	TP 385	85.0	1.2
	TP 563	95.0	1.2

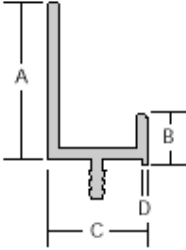
AQUARIUM SECTIONS				
PRODUCT	Ref #	DIMENSIONS in mm		
		A	B	C
				
	TP 137	17.0	9.0	6.0
	TP 137A	16.0	7.0	4.0
	TP 137B	16.0	7.0	4.0

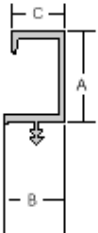
- FOR ANGLES-SEE ANGLES-SQUARE ENDED

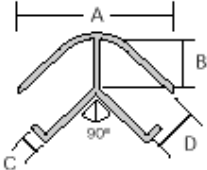
EDGE BAND				
PRODUCT	SIZE	Ref #	DIMENSIONS in mm	
			A	B
				
	22 x 1.0	TP 310	21.0	1.0
	22 x 2.0	TP 133	22.0	2.0
	22 x 2.5	TP 118	22.0	2.5
	22 x 3.0	TP 150	22.0	3.0
	22 x 3.5	TP 323	22.0	3.5
	29 x 2.0	TP 108	29.0	2.0
	29 x 3.0	TP 109	29.0	3.0
	38 x 2.0	TP 106	38.0	2.0
	38 x 3.0	TP 154	38.0	3.0
	40 x 2.0	TP 301	40.0	2.0
	50 x 2.0	TP 442	50.0	2.0
	52 x 4.0	TP 420	52.0	4.0

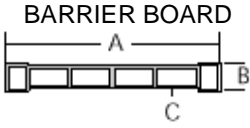
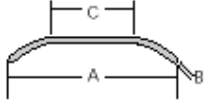
TRACK FLAT STRIP					
PRODUCT	Ref #	DIMENSIONS in mm			
		A	B	C	D
					
	TP 125	3.2	2.2	12.5	

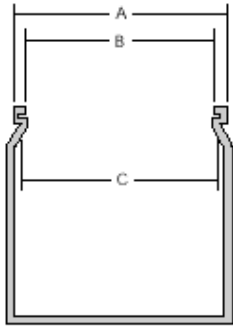
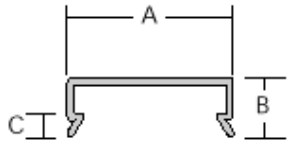
U - CHANNEL					
PRODUCT	Ref #	DIMENSIONS in mm			
		A	B	C	D
					
	TP 124	1.5	8.0	10.0	

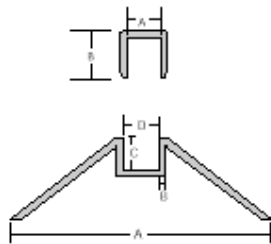
"L" - HANDLE					
PRODUCT	Ref #	DIMENSIONS in mm			
		A	B	C	D
	TP 27	30.0	10.0	19.0	1.0

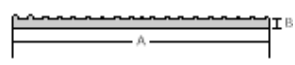
"G" - HANDLE				
PRODUCT	Ref #	DIMENSIONS in mm		
		A	B	C
	TP 6A	30.0	19.0	18.0

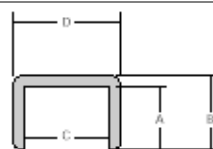
PIELOCK WATER BED SECTION						
PRODUCT	SIZE	Ref #	DIMENSIONS in mm			
			A	B	C	D
	12mm	TP 193	43.0	12.0	5.0	10.0
	16mm	TP 180	50.0	19.5	6.5	16.0

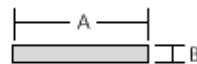
TRAFFIC MANAGEMENT				
PRODUCT	Ref #	DIMENSIONS in mm		
		A	B	C
<p>BARRIER BOARD</p> 	TP 444	190.0	26.0	1.5
	TP 576	100.0	2.5	49.0
<p>GUIDE POST</p> 				

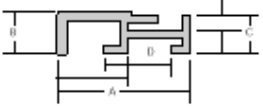
DUCTING				
PRODUCT	SIZE	Ref #	DIMENSIONS in mm	
			A	B
<p>DUCT BASE</p> 	50 x 50mm	TP 191	50.0	48.0
	50 x 25mm	TP 190	50.0	25.0
	25 x 25mm	TP 189	25.0	25.0
<p>DUCT LID</p> 	25mm	TP 177	25.0	
	50mm	TP 176	50.0	

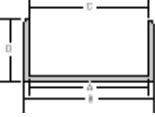
PICTURE FRAME SECTION			
PRODUCT	Ref #	DIMENSIONS in mm	
		A	B
	TP 54	6.0	12.0
	TP 53	80.0	2.5

RIBBED CARAVAN STRIP			
PRODUCT	Ref #	DIMENSIONS in mm	
		A	B
	TP 96	21.0	40.0

"U" CHANNEL					
PRODUCT	Ref #	DIMENSIONS in mm			
		A	B	C	D
	TP 153	11.5	13.5	16.0	20.0

FLAT STRIP			
PRODUCT	Ref	DIMENSIONS in mm	
		A	B
	TP 60	37.5	1.6
	TP 61	37.5	3.0
	TP 62	37.5	5.0

FASCIA					
PRODUCT	Ref #	DIMENSIONS in mm			
		A	B	C	D
	TP 10A	47.5	14.5	13.4	15.5

COOLROOM CHANNEL					
PRODUCT	Ref #	DIMENSIONS in mm			
		A	B	C	D
	TP 63A	75.0	81.0	74.5	38.0

PIPES

PRESSURE PIPE		
NOM. SIZE	CLASS	PROD.CODE
15*	15	PRP1515
20*	12	PRP2012
25	9	PRP2590
25*	12	PRP2512
25	15	PRP2515
32	9	PRP3290
32*	12	PRP3212
40*	9	PRP4090
40*	12	PRP4012
40	18	PRP4018
50*	9	PRP5090
50*	12	PRP5012
50	18	PRP5018
65	9	PRP6590
65	12	PRP6512
65	18	PRP6518
80	9	PRP8090
80	12	PRP8012
80	18	PRP8018

STORM WATER PIPE	
6.0m. standard lengths (AS1415)	
90mm	STM90

DWV PIPE	
6.0m. standard lengths (AS1415)	
32mm	SWV32
40mm	SWV40
50mm	SWV50
65mm	SWV65

DWV PIPE	
6.0m. standard lengths (AS1415)	
17mm	FUR17
32mm	INS32
35mm	FUR35
40mm	FUR40
80mm	FUR80

VACUUM PIPE	
4.0m. (1 belled end)	
2.5m. (1 belled or plains ends)	
50mm	4.0m
50mm	2.5m